















































Stage 1 - BeMC UCI

	Bib	Nat.	Name Team	Split 1	Split 2	Time	Gap	AVS
Elite Men								
1.	 101	 BEL	Frans Claes <i>Pure HUMANPWR</i>	16:29 (5.)	41:18 (1.)	46:50	---	25.6 km/h
2.	139	 SUI	Simon Vitzthum <i>Bischibikes-Tobler-Racing</i>	16:16 (2.)	41:24 (2.)	46:53	+ 00:00:02	25.5 km/h
3.	124	 BEL	Simon Gregoire <i>G-Skin / Scott MTB Team</i>	16:18 (3.)	41:58 (4.)	47:37	+ 00:00:46	25.2 km/h
4.	108	 RSA	Tristan Nortje <i>Toyota Specialized</i>	16:28 (4.)	41:58 (3.)	47:37	+ 00:00:46	25.2 km/h
5.	137	 CAN	Andrew L'Esperance <i>MAXXIS FACTORY RACING</i>	16:09 (1.)	42:00 (5.)	47:41	+ 00:00:50	25.1 km/h
6.	135	 USA	Alex Wild <i>MI3 / Ice Friction</i>	16:56 (13.)	42:04 (6.)	47:48	+ 00:00:57	25.1 km/h
7.	122	 BEL	Jens adams <i>Athletes for hope</i>	16:48 (10.)	42:29 (7.)	48:13	+ 00:01:22	24.8 km/h
8.	111	 GBR	Ben Thomas <i>Ben Thomas Coaching</i>	16:55 (12.)	42:41 (8.)	48:29	+ 00:01:38	24.7 km/h
9.	109	 GER	Paul Häuser <i>Sporttreff 2.0</i>	16:53 (11.)	43:06 (9.)	48:58	+ 00:02:07	24.5 km/h
10.	114	 AUT	Manuel Pliem <i>Pure HUMANPWR</i>	17:22 (24.)	43:25 (10.)	49:16	+ 00:02:26	24.3 km/h
11.	158	 NED	Menno Don <i>Beukers - Milremo Bike Team</i>	17:09 (17.)	43:34 (12.)	49:19	+ 00:02:28	24.3 km/h
12.	181	 BEL	Seppe Rombouts <i>RB Zelfbouw UCT</i>	17:13 (19.)	43:32 (11.)	49:22	+ 00:02:31	24.3 km/h





	Bib	Nat.	Name Team	Split 1	Split 2	Time	Gap	AVS
13.	105	 NED	Tim Smeenge <i>KMC</i>	16:44 (8.)	43:38 (13.)	49:23	+ 00:02:32	24.2 km/h
14.	118	 AUT	Michael Holland <i>Naturfreunde Wilhelmsburg</i>	16:32 (6.)	43:40 (14.)	49:28	+ 00:02:37	24.2 km/h
15.	104	 RSA	Marco Joubert <i>Imbuko Giant</i>	16:44 (7.)	44:05 (15.)	49:55	+ 00:03:04	24.0 km/h
16.	106	 NED	Wim De bruin <i>DPX Power</i>	17:13 (18.)	44:16 (17.)	49:55	+ 00:03:04	24.0 km/h
17.	131	 NED	Mathijs Loman	17:36 (27.)	44:08 (16.)	50:08	+ 00:03:18	23.9 km/h
18.	115	 NED	Stan Godrie <i>Orange Babies Cycling Team - ZZPR.NL</i>	17:05 (14.)	44:40 (22.)	50:23	+ 00:03:32	23.8 km/h
19.	160	 BEL	Ruben Verhaegen <i>HUBO Remotive CT</i>	18:03 (43.)	44:35 (20.)	50:23	+ 00:03:32	23.8 km/h
20.	103	 FRA	Pierre Billaud <i>Team Hexatri</i>	16:47 (9.)	44:24 (18.)	50:34	+ 00:03:43	23.7 km/h
21.	175	 AUT	Alexander Stadler <i>Intersport Mühlviertler Bike Team</i>	17:07 (16.)	44:32 (19.)	50:38	+ 00:03:47	23.6 km/h
22.	128	 NED	Bas Peters <i>Giant Liv Benelux Offroad Team</i>	17:05 (15.)	44:38 (21.)	50:44	+ 00:03:53	23.6 km/h
23.	179	 SWE	Erik Mattelin <i>Mträning x ALPE</i>	17:15 (20.)	44:44 (24.)	50:45	+ 00:03:54	23.6 km/h
24.	164	 BEL	Wout Janssen <i>VDP-Hepa Cycling Team</i>	17:31 (26.)	44:40 (23.)	50:52	+ 00:04:01	23.5 km/h
25.	170	 BEL	Jens Keukeleire <i>EF Education-Easypost</i>	17:42 (32.)	45:14 (27.)	51:00	+ 00:04:09	23.5 km/h













	Bib	Nat.	Name Team	Split 1	Split 2	Time	Gap	AVS
26.	117	 GER	Sascha Starker <i>Stenger-Bike-Team</i>	17:18 (21.)	45:04 (25.)	51:14	+ 00:04:23	23.4 km/h
27.	176	 AUT	Michael Kampelmüller <i>Mühl4tler Bike Team</i>	17:47 (36.)	45:07 (26.)	51:22	+ 00:04:31	23.3 km/h
28.	107	 FRA	Emilien Mourier <i>Creause Oxygene</i>	17:42 (31.)	45:32 (29.)	51:36	+ 00:04:45	23.2 km/h
29.	133	 NED	Juul van Loon <i>Thijs Hendriks-Bikesight Coaching</i>	17:45 (34.)	45:31 (28.)	51:37	+ 00:04:46	23.2 km/h
30.	140	 BEL	Matthias Van Roy <i>Cycle Passion Scott Racing Team</i>	17:18 (22.)	45:32 (30.)	51:45	+ 00:04:54	23.1 km/h
31.	121	 GER	Lennard Heidenreich <i>Merida Racing</i>	17:57 (41.)	45:56 (32.)	51:56	+ 00:05:06	23.0 km/h
32.	132	 BEL	Jens Debusschere <i>Yaro-Belisol</i>	18:10 (44.)	45:57 (33.)	51:57	+ 00:05:06	23.0 km/h
33.	112	 NED	Thom Bonder <i>Giant Liv Benelux Offroad Team</i>	17:21 (23.)	45:50 (31.)	52:00	+ 00:05:09	23.0 km/h
34.	130	 NED	Mart Hofmans <i>InQuisitive MTB</i>	17:46 (35.)	46:01 (37.)	52:01	+ 00:05:10	23.0 km/h
35.	186	 NED	Bart Classens	17:42 (33.)	46:03 (38.)	52:04	+ 00:05:13	23.0 km/h
36.	156	 POL	Kryspin Pyrgies <i>Boutique Caroline Tegcom</i>	17:36 (28.)	45:59 (34.)	52:05	+ 00:05:15	23.0 km/h
37.	113	 ISL	Ingvar Ómarsson <i>Trek Iceland</i>	17:37 (29.)	46:00 (36.)	52:07	+ 00:05:16	23.0 km/h
38.	162	 GER	Elias Edler <i>M-Wave Pro Team</i>	17:52 (39.)	45:59 (35.)	52:08	+ 00:05:18	23.0 km/h

	Bib	Nat.	Name Team	Split 1	Split 2	Time	Gap	AVS
39.	120	 GER	Simon Kempf	17:48 (37.)	46:11 (39.)	52:25	+ 00:05:34	22.8 km/h
40.	155	 NED	Robin Overeem <i>CycleXperience.nl</i>	18:47 (54.)	46:55 (41.)	52:56	+ 00:06:05	22.6 km/h
41.	165	 BEL	Thomas Verheyen <i>Antwerp cycling team Kontich</i>	18:13 (45.)	46:56 (42.)	52:58	+ 00:06:08	22.6 km/h
42.	141	 BEL	Thomas Van de Velde	18:41 (51.)	47:02 (43.)	53:09	+ 00:06:18	22.5 km/h
43.	134	 FRA	Nicolas Gaurin <i>VTT St Lô</i>	17:54 (40.)	46:40 (40.)	53:14	+ 00:06:23	22.5 km/h
44.	153	 NED	Rick van Breda <i>Beukers - Milremo Bike Team</i>	18:59 (55.)	47:38 (46.)	53:43	+ 00:06:52	22.3 km/h
45.	129	 BEL	Owen Valcke <i>Ilse Jaques HP MTB Team</i>	17:31 (25.)	47:24 (44.)	53:46	+ 00:06:55	22.3 km/h
46.	149	 NED	Jens Welles	18:21 (46.)	47:39 (48.)	53:47	+ 00:06:56	22.3 km/h
47.	126	 GBR	James Swadling <i>NSR - Nigel Smith Racing</i>	17:38 (30.)	47:35 (45.)	53:50	+ 00:06:59	22.2 km/h
48.	167	 BEL	mathijs Wuyts <i>CpxScott Racing Team</i>	18:38 (48.)	47:42 (50.)	53:55	+ 00:07:04	22.2 km/h
49.	125	 BEL	Rick Van der Sande <i>Cycle Passion Scott Racing Team</i>	17:48 (38.)	47:42 (49.)	53:57	+ 00:07:07	22.2 km/h
50.	110	 CZE	Milan Damek <i>KILPI mtbs.cz</i>	18:24 (47.)	48:05 (51.)	54:00	+ 00:07:09	22.2 km/h
51.	145	 GBR	Patrick Atkinson <i>Renvale RT</i>	18:39 (49.)	48:11 (52.)	54:28	+ 00:07:37	22.0 km/h

	Bib	Nat.	Name Team	Split 1	Split 2	Time	Gap	AVS
52.	138	 AUT	Martin Rauscher <i>RC ARBÖ Trumau</i>	19:42 (61.)	48:31 (53.)	54:41	+ 00:07:50	21.9 km/h
53.	152	 BEL	Emiel Planckaert <i>Belgian Military Team</i>	19:54 (64.)	48:36 (54.)	54:53	+ 00:08:02	21.8 km/h
54.	174	 BEL	Vincent Baestaens <i>Spits CX team</i>	18:40 (50.)	48:36 (55.)	54:55	+ 00:08:04	21.8 km/h
55.	123	 LUX	Tijay Heinen <i>CT Toproad Roeserbann</i>	19:02 (57.)	48:45 (56.)	55:11	+ 00:08:20	21.7 km/h
56.	178	 NED	Jelle-Wietse Jongedijk <i>HouttecCyclingTeam</i>	18:45 (53.)	49:07 (57.)	55:21	+ 00:08:31	21.6 km/h
57.	127	 BEL	Jurgen Roelandts <i>Yaro-Belisol</i>	19:05 (58.)	49:11 (60.)	55:26	+ 00:08:36	21.6 km/h
58.	184	 BEL	Edwin Van Cleemput <i>MDS-Foodclinic Sports Team</i>	18:59 (56.)	49:07 (58.)	55:29	+ 00:08:39	21.6 km/h
59.	157	 BEL	Willem Wauters <i>Team Shifting Gears</i>	18:44 (52.)	49:09 (59.)	55:38	+ 00:08:48	21.5 km/h
60.	161	 GER	Sebastian Geimecke <i>collective:mind racing</i>	19:10 (59.)	49:23 (61.)	55:49	+ 00:08:58	21.4 km/h
61.	159	 NED	Dorus De Rijk <i>Nationaal Militair Team Nederland</i>	17:57 (42.)	47:38 (47.)	56:16	+ 00:09:25	21.3 km/h
62.	147	 BEL	Elio Clarysse <i>Belgian Military Team</i>	19:49 (62.)	50:26 (62.)	56:46	+ 00:09:55	21.1 km/h
63.	154	 BEL	Matthias Saam <i>Racepoint</i>	19:49 (63.)	51:21 (64.)	57:36	+ 00:10:45	20.8 km/h
64.	183	 GER	Paul Nitsche <i>RSV Sturmvogel Bad Neuenahr-Ahrweiler e.V.</i>	19:34 (60.)	50:46 (63.)	57:42	+ 00:10:51	20.7 km/h

	Bib	Nat.	Name Team	Split 1	Split 2	Time	Gap	AVS
65.	171	 AUT	Johannes Hirschbichler <i>Pure HUMANPWR</i>	21:41 (72.)	51:38 (65.)	58:19	+ 00:11:28	20.5 km/h
66.	168	 NED	Robbert de Nijs <i>Beukers-Intal MTB Racing</i>	20:11 (67.)	52:59 (66.)	59:30	+ 00:12:39	20.1 km/h
67.	163	 NED	Roy Beukers <i>Beukers - Milremo Bike Team</i>	20:10 (66.)	53:03 (67.)	59:51	+ 00:13:00	20.0 km/h
68.	180	 NED	Evert Koning <i>WV Grutsk op Fryslân - Houttec Cycling Team</i>	19:57 (65.)	53:28 (68.)	1:00:23	+ 00:13:32	19.8 km/h
69.	150	 GER	Stanley Spichtinger <i>Team DDMC Gülденmoor</i>	21:20 (70.)	54:12 (69.)	1:00:44	+ 00:13:54	19.7 km/h
70.	146	 BEL	kenneth blom <i>CX TEAM MJ WOOD</i>	20:31 (68.)	54:55 (70.)	1:01:45	+ 00:14:54	19.4 km/h
71.	182	 NED	Rick Suurd	23:13 (75.)	56:10 (71.)	1:03:02	+ 00:16:11	19.0 km/h
72.	166	 FRA	Miguel Draperie <i>VC St Lo Pont Hebert</i>	21:26 (71.)	56:41 (72.)	1:03:36	+ 00:16:45	18.8 km/h
73.	151	 GER	Jonas Schmitz <i>RSV Stuttgart-Vaihingen 1901</i>	21:48 (73.)	58:15 (74.)	1:05:34	+ 00:18:43	18.3 km/h
74.	169	 BEL	Tom Vandebussche <i>Soigneur Vélo</i>	23:08 (74.)	58:14 (73.)	1:05:36	+ 00:18:46	18.2 km/h
75.	185	 LUX	Marc Neisius	23:30 (76.)	1:03:43 (75.)	1:11:30	+ 00:24:39	16.7 km/h
76.	143	 BEL	Nicolas Boisdequin <i>Mj cycles team</i>	20:46 (69.)	1:16:34 (76.)	1:43:30	+ 00:56:39	11.5 km/h
DNF	177	 GER	Marek Sülzle <i>Team TEXPA-SIMPLON</i>	47:41 (77.)				

	Bib	Nat.	Name Team	Split 1	Split 2	Time	Gap	AVS
DNS	119	 BEL	Maxime Dony <i>G-Skin / Scott MTB Team</i>					
DNS	142	 BEL	Nicolas Van Roy <i>Goude pistons</i>					
DNS	148	 NED	Miel Storms <i>Watersley Race & Development Cycling Team</i>					
DNS	173	 GER	Constantin Kolb <i>Stenger-Bike-Team / VC Darmstadt 1899</i>					

	Bib	Nat.	Name Team	Split 1	Split 2	Time	Gap	AVS
Elite Women								
1.	 12	 CAN	Haley Smith MAXXIS FACTORY RACING	19:48 (1.)	51:42 (1.)	58:16	---	20.5 km/h
2.	1	 GER	Bettina Janas SPORTOGRAF.COM	20:21 (3.)	52:29 (2.)	59:16	+ 00:00:59	20.2 km/h
3.	3	 RSA	Amy Wakefield e-Fort / Freewheel Cycology	20:22 (4.)	52:42 (3.)	59:21	+ 00:01:05	20.2 km/h
4.	4	 NED	Elodie Kuijper Specialized	20:12 (2.)	53:00 (4.)	59:31	+ 00:01:14	20.1 km/h
5.	7	 AUT	Cornelia Holland Naturfreunde Wilhelmsburg	20:35 (5.)	56:00 (5.)	1:03:00	+ 00:04:44	19.0 km/h
6.	5	 BEL	Joyce Vanderbeken Bike Advice Cycling Team	22:12 (6.)	57:05 (6.)	1:04:16	+ 00:05:59	18.6 km/h
7.	11	 BEL	Helena Plasschaert	23:22 (7.)	59:31 (7.)	1:06:50	+ 00:08:34	17.9 km/h
8.	8	 BEL	Suzanne Verhoeven De Ceuster - Bonache Cycling Team	23:28 (8.)	1:00:02 (8.)	1:07:35	+ 00:09:19	17.7 km/h
9.	14	 GER	Chiara Frigge Team Burn Baby/DJK RS Grafenschaft	24:37 (9.)	1:05:54 (9.)	1:13:39	+ 00:15:22	16.2 km/h
10.	9	 GER	Kristin Endres GGEW Racing Team	26:47 (10.)	1:10:00 (10.)	1:18:11	+ 00:19:54	15.3 km/h
11.	10	 GBR	Pepe Phillips DI:RT 26	27:51 (11.)	1:13:26 (11.)	1:22:22	+ 00:24:06	14.5 km/h