

Bib	UCI Id	Nat.	Name Team	TFZ 1	TFZ 2	TFZ 3	Time	Gap	AVS
Elite Men									
1.	139	10008132826	 Simon Vitzthum SUI <i>Bischibikes-Tobler-Racing</i>	58:21 (5.)	1:43:33 (2.)	2:41:40 (2.)	3:31:57	---	22.6 km/h
 2.	101	10006474631	 Frans Claes BEL <i>Pure HUMANPWR</i>	58:24 (10.)	1:43:32 (1.)	2:41:40 (1.)	3:31:58	+ 00:00:01	22.6 km/h
3.	137	10103907289	 Andrew L'Esperance CAN <i>MAXXIS FACTORY RACING</i>	58:21 (4.)	1:43:34 (4.)	2:43:51 (4.)	3:35:50	+ 00:03:53	22.2 km/h
4.	122	10006643975	 Jens adams BEL <i>Athletes for hope</i>	58:23 (8.)	1:45:10 (11.)	2:44:37 (7.)	3:35:59	+ 00:04:01	22.2 km/h
5.	109	10036189973	 Paul Häuser GER <i>Sporttreff 2.0</i>	59:01 (12.)	1:44:56 (9.)	2:44:37 (6.)	3:36:54	+ 00:04:56	22.1 km/h
6.	135	10049048436	 Alex Wild USA <i>MI3 / Ice Friction</i>	58:22 (6.)	1:44:07 (7.)	2:45:40 (8.)	3:37:58	+ 00:06:01	22.0 km/h
7.	124	10015352252	 Simon Gregoire BEL <i>G-Skin / Scott MTB Team</i>	58:23 (9.)	1:44:06 (6.)	2:44:36 (5.)	3:38:11	+ 00:06:14	21.9 km/h
8.	114	10007139180	 Manuel Pliem AUT <i>Pure HUMANPWR</i>	59:02 (13.)	1:44:56 (10.)	2:46:41 (9.)	3:38:20	+ 00:06:23	21.9 km/h
9.	104	10009445457	 Marco Joubert RSA <i>Imbuko Giant</i>	59:00 (11.)	1:44:56 (8.)	2:46:42 (10.)	3:38:43	+ 00:06:46	21.9 km/h
10.	108	10074558123	 Tristan Nortje RSA <i>Toyota Specialized</i>	58:20 (1.)	1:43:34 (3.)	2:43:35 (3.)	3:39:14	+ 00:07:17	21.8 km/h
11.	131	10045775896	 Mathijs Loman NED	1:00:36 (19.)	1:47:56 (19.)	2:49:47 (14.)	3:41:18	+ 00:09:21	21.6 km/h
12.	105	10011137705	 Tim Smeenge NED <i>KMC</i>	58:21 (3.)	1:44:05 (5.)	2:48:28 (11.)	3:42:03	+ 00:10:06	21.6 km/h





Bib	UCI Id	Nat.	Name Team	TFZ 1	TFZ 2	TFZ 3	Time	Gap	AVS
13.	175	 AUT	Alexander Stadler <i>Intersport Mühlviertler Bike Team</i>	58:20 (2.)	1:46:19 (15.)	2:48:58 (13.)	3:42:15	+ 00:10:18	21.5 km/h
14.	176	 AUT	Michael Kampelmüller <i>Mühl4tler Bike Team</i>	1:01:13 (23.)	1:47:53 (18.)	2:49:55 (17.)	3:42:22	+ 00:10:25	21.5 km/h
15.	181	 BEL	Seppe Rombouts <i>RB Zelfbouw UCT</i>	59:02 (14.)	1:45:11 (12.)	2:48:30 (12.)	3:43:45	+ 00:11:48	21.4 km/h
16.	103	 FRA	Pierre Billaud <i>Team Hexatri</i>	59:03 (15.)	1:46:00 (14.)	2:49:48 (15.)	3:44:12	+ 00:12:15	21.4 km/h
17.	140	 BEL	Matthias Van Roy <i>Cycle Passion Scott Racing Team</i>	1:01:17 (31.)	1:48:38 (26.)	2:53:01 (23.)	3:45:44	+ 00:13:47	21.2 km/h
18.	128	 NED	Bas Peters <i>Giant Liv Benelux Offroad Team</i>	1:01:13 (22.)	1:48:17 (24.)	2:52:10 (18.)	3:45:45	+ 00:13:48	21.2 km/h
19.	121	 GER	Lennard Heidenreich <i>Merida Racing</i>	1:01:16 (27.)	1:49:00 (27.)	2:53:22 (26.)	3:45:45	+ 00:13:48	21.2 km/h
20.	117	 GER	Sascha Starker <i>Stenger-Bike-Team</i>	1:00:36 (18.)	1:47:46 (17.)	2:49:49 (16.)	3:45:47	+ 00:13:50	21.2 km/h
21.	111	 GBR	Ben Thomas <i>Ben Thomas Coaching</i>	1:00:35 (16.)	1:47:46 (16.)	2:52:12 (19.)	3:45:53	+ 00:13:56	21.2 km/h
22.	158	 NED	Menno Don <i>Beukers - Milremo Bike Team</i>	1:00:35 (17.)	1:48:37 (25.)	2:53:06 (24.)	3:46:24	+ 00:14:27	21.2 km/h
23.	112	 NED	Thom Bonder <i>Giant Liv Benelux Offroad Team</i>	1:01:15 (26.)	1:48:16 (23.)	2:52:13 (20.)	3:46:57	+ 00:15:00	21.1 km/h
24.	164	 BEL	Wout Janssen <i>VDP-Hepa Cycling Team</i>	1:01:16 (29.)	1:49:01 (28.)	2:53:21 (25.)	3:47:30	+ 00:15:33	21.0 km/h
25.	106	 NED	Wim De bruin <i>DPX Power</i>	1:01:14 (25.)	1:48:16 (22.)	2:52:14 (21.)	3:49:34	+ 00:17:37	20.9 km/h

Bib	UCI Id	Nat.	Name Team	TFZ 1	TFZ 2	TFZ 3	Time	Gap	AVS
26.	107	 FRA	Emilien Mourier <i>Creause Oxygene</i>	1:02:52 (36.)	1:51:59 (34.)	2:55:47 (29.)	3:49:47	+ 00:17:50	20.8 km/h
* 27.	177	 GER	Marek Sülzle <i>Team TEXPA-SIMPLON</i>	1:01:13 (24.)	1:50:02 (30.)	2:55:45 (28.)	3:53:06	+ 00:21:09	20.5 km/h
28.	118	 AUT	Michael Holland <i>Naturfreunde Wilhelmsburg</i>	58:23 (7.)	1:45:27 (13.)	2:52:44 (22.)	3:54:30	+ 00:22:33	20.4 km/h
29.	130	 NED	Mart Hofmans <i>InQuisitive MTB</i>	1:04:18 (43.)	1:54:14 (41.)	3:00:53 (34.)	3:57:08	+ 00:25:11	20.2 km/h
30.	115	 NED	Stan Godrie <i>Orange Babies Cycling Team - ZZPR.NL</i>	1:00:38 (21.)	1:47:57 (20.)	2:55:22 (27.)	3:57:08	+ 00:25:11	20.2 km/h
31.	133	 NED	Juul van Loon <i>Thijs Hendriks-Bikesight Coaching</i>	1:01:20 (33.)	1:51:26 (33.)	2:58:24 (32.)	3:57:12	+ 00:25:15	20.2 km/h
32.	186	 NED	Bart Classens	1:02:51 (35.)	1:52:32 (39.)	2:58:21 (31.)	3:58:18	+ 00:26:21	20.1 km/h
33.	167	 BEL	mathijs Wuyls <i>CpxScott Racing Team</i>	1:02:56 (40.)	1:52:02 (36.)	2:57:01 (30.)	3:58:38	+ 00:26:41	20.1 km/h
34.	156	 POL	Kryspin Pyrgies <i>Boutique Caroline Tegcom</i>	1:04:21 (45.)	1:55:15 (45.)	3:01:59 (36.)	3:59:45	+ 00:27:48	20.0 km/h
35.	141	 BEL	Thomas Van de Velde	1:05:39 (54.)	1:56:09 (47.)	3:04:06 (39.)	4:00:28	+ 00:28:31	19.9 km/h
36.	149	 NED	Jens Welles	1:01:22 (34.)	1:51:24 (32.)	3:01:48 (35.)	4:01:15	+ 00:29:18	19.8 km/h
37.	110	 CZE	Milan Damek <i>KILPI mtbs.cz</i>	1:04:22 (46.)	1:54:46 (43.)	3:03:19 (38.)	4:01:28	+ 00:29:31	19.8 km/h
38.	155	 NED	Robin Overeem <i>CycleXperience.nl</i>	1:04:19 (44.)	1:54:13 (40.)	3:02:29 (37.)	4:01:39	+ 00:29:42	19.8 km/h

Bib	UCI Id	Nat.	Name Team	TFZ 1	TFZ 2	TFZ 3	Time	Gap	AVS
39.	174	 BEL	Vincent Baestaens <i>Spits CX team</i>	1:02:55 (38.)	1:52:15 (38.)	3:00:52 (33.)	4:02:07	+ 00:30:10	19.8 km/h
40.	165	 BEL	Thomas Verheyen <i>Antwerp cycling team Kontich</i>	1:02:54 (37.)	1:54:20 (42.)	3:04:43 (40.)	4:03:09	+ 00:31:12	19.7 km/h
41.	113	 ISL	Ingvar Ómarsson <i>Trek Iceland</i>	1:02:56 (39.)	1:57:20 (51.)	3:09:29 (47.)	4:05:51	+ 00:33:54	19.5 km/h
42.	145	 GBR	Patrick Atkinson <i>Renvale RT</i>	1:05:33 (53.)	1:56:21 (48.)	3:07:19 (44.)	4:06:38	+ 00:34:41	19.4 km/h
43.	125	 BEL	Rick Van der Sande <i>Cycle Passion Scott Racing Team</i>	1:01:17 (30.)	1:49:40 (29.)	3:08:29 (45.)	4:07:14	+ 00:35:17	19.4 km/h
44.	178	 NED	Jelle-Wietse Jongedijk <i>HouttecCyclingTeam</i>	1:04:22 (47.)	1:57:02 (50.)	3:08:41 (46.)	4:07:27	+ 00:35:30	19.3 km/h
45.	162	 GER	Elias Edler <i>M-Wave Pro Team</i>	1:05:07 (50.)	1:56:21 (49.)	3:06:03 (43.)	4:08:01	+ 00:36:04	19.3 km/h
46.	161	 GER	Sebastian Geimecke <i>collective:mind racing</i>	1:06:43 (56.)	1:59:20 (56.)	3:09:29 (48.)	4:08:21	+ 00:36:24	19.3 km/h
47.	120	 GER	Simon Kempf	1:03:26 (42.)	1:54:46 (44.)	3:05:49 (42.)	4:08:48	+ 00:36:51	19.2 km/h
48.	153	 NED	Rick van Breda <i>Beukers - Milremo Bike Team</i>		2:02:32 (58.)	3:10:11 (49.)	4:08:52	+ 00:36:55	19.2 km/h
49.	129	 BEL	Owen Valcke <i>Ilse Jaques HP MTB Team</i>	1:01:16 (28.)	1:52:01 (35.)	3:05:28 (41.)	4:11:48	+ 00:39:51	19.0 km/h
50.	179	 SWE	Erik Mattelin <i>Mträning x ALPE</i>	1:00:37 (20.)	1:48:15 (21.)	3:13:24 (52.)	4:13:57	+ 00:42:00	18.9 km/h
51.	152	 BEL	Emiel Planckaert <i>Belgian Military Team</i>	1:06:00 (55.)	1:55:43 (46.)	3:13:09 (51.)	4:14:13	+ 00:42:16	18.8 km/h

Bib	UCI Id	Nat.	Name Team	TFZ 1	TFZ 2	TFZ 3	Time	Gap	AVS
52.	180	 NED	Evert Koning <i>WV Grutsk op Fryslân - Houttec Cycling Team</i>	1:10:54 (63.)	2:04:59 (61.)	3:15:54 (54.)	4:15:46	+ 00:43:48	18.7 km/h
53.	159	 NED	Dorus De Rijk <i>Nationaal Militair Team Nederland</i>	1:07:32 (57.)	2:02:09 (57.)	3:15:55 (55.)	4:16:12	+ 00:44:15	18.7 km/h
54.	134	 FRA	Nicolas Gaurin <i>VTT St Lô</i>	1:04:38 (49.)	1:57:27 (53.)	3:12:32 (50.)	4:17:05	+ 00:45:08	18.6 km/h
55.	132	 BEL	Jens Debusschere <i>Yaro-Belisol</i>	1:03:00 (41.)	1:52:14 (37.)	3:15:58 (56.)	4:18:50	+ 00:46:53	18.5 km/h
56.	170	 BEL	Jens Keukeleire <i>EF Education-Easypost</i>	1:15:44 (70.)	2:17:51 (70.)	3:22:22 (57.)	4:18:50	+ 00:46:53	18.5 km/h
57.	127	 BEL	Jurgen Roelandts <i>Yaro-Belisol</i>	1:05:33 (52.)	1:58:09 (55.)	3:14:59 (53.)	4:18:50	+ 00:46:53	18.5 km/h
58.	123	 LUX	Tijay Heinen <i>CT Toproad Roeserbann</i>	1:09:03 (59.)	2:04:13 (60.)	3:24:33 (58.)	4:26:41	+ 00:54:44	17.9 km/h
59.	147	 BEL	Elio Clarysse <i>Belgian Military Team</i>	1:09:40 (60.)	2:03:20 (59.)	3:25:47 (60.)	4:30:28	+ 00:58:31	17.7 km/h
60.	160	 BEL	Ruben Verhaegen <i>HUBO Remotive CT</i>	1:01:18 (32.)	1:51:14 (31.)	3:24:59 (59.)	4:33:14	+ 01:01:17	17.5 km/h
61.	146	 BEL	kenneth blom <i>CX TEAM MJ WOOD</i>	1:10:17 (61.)	2:05:46 (62.)	3:27:20 (61.)	4:34:54	+ 01:02:57	17.4 km/h
62.	150	 GER	Stanley Spichtinger <i>Team DDMC Gülденmoor</i>	1:15:39 (68.)	2:14:24 (68.)	3:35:09 (65.)	4:39:54	+ 01:07:57	17.1 km/h
63.	163	 NED	Roy Beukers <i>Beukers - Milremo Bike Team</i>	1:12:58 (65.)	2:08:45 (65.)	3:32:52 (63.)	4:40:36	+ 01:08:38	17.1 km/h
64.	154	 BEL	Matthias Saam <i>Racepoint</i>	1:13:16 (66.)	2:09:30 (66.)	3:30:04 (62.)	4:42:37	+ 01:10:40	16.9 km/h

Bib	UCI Id	Nat.	Name Team	TFZ 1	TFZ 2	TFZ 3	Time	Gap	AVS
65.	171	 AUT	Johannes Hirschbichler <i>Pure HUMANPWR</i>	1:15:46 (71.)	2:20:00 (71.)	3:40:19 (67.)	4:42:37	+ 01:10:40	16.9 km/h
66.	168	 NED	Robbert de Nijs <i>Beukers-Intal MTB Racing</i>	1:13:20 (67.)	2:12:59 (67.)	3:34:09 (64.)	4:44:02	+ 01:12:04	16.8 km/h
67.	182	 NED	Rick Suurd	1:10:41 (62.)	2:07:42 (64.)	3:40:00 (66.)	4:50:35	+ 01:18:38	16.5 km/h
68.	169	 BEL	Tom Vandebussche <i>Soigneur Vélo</i>	1:15:44 (69.)	2:16:10 (69.)	3:41:42 (68.)	4:52:23	+ 01:20:26	16.4 km/h
69.	166	 FRA	Miguel Draperie <i>VC St Lo Pont Hebert</i>	1:17:08 (73.)	2:21:44 (72.)	3:48:58 (70.)	4:59:46	+ 01:27:49	16.0 km/h
70.	183	 GER	Paul Nitsche <i>RSV Sturmvogel Bad Neuenahr-Ahrweiler e.V.</i>	1:09:02 (58.)	2:06:29 (63.)	3:45:32 (69.)	5:05:53	+ 01:33:55	15.6 km/h
71.	151	 GER	Jonas Schmitz <i>RSV Stuttgart-Vaihingen 1901</i>	1:21:51 (74.)	2:26:22 (73.)	3:56:55 (71.)	5:19:19	+ 01:47:22	15.0 km/h
72.	143	 BEL	Nicolas Boisdequin <i>Mj cycles team</i>	1:16:58 (72.)	2:28:21 (74.)	4:11:31 (72.)	5:24:51	+ 01:52:54	14.7 km/h
73.	185	 LUX	Marc Neisius	1:37:36 (75.)	2:49:02 (75.)	4:21:04 (73.)	5:37:37	+ 02:05:40	14.2 km/h
DNF	184	 BEL	Edwin Van Cleemput <i>MDS-Foodclinic Sports Team</i>						
DNF	157	 BEL	Willem Wauters <i>Team Shifting Gears</i>	1:05:32 (51.)	1:57:24 (52.)				
DNF	138	 AUT	Martin Rauscher <i>RC ARBÖ Trumau</i>	1:11:09 (64.)	3:14:05 (76.)				
DNF	126	 GBR	James Swadling <i>NSR - Nigel Smith Racing</i>	1:04:23 (48.)	1:57:29 (54.)				

	Bib	UCI Id	Nat.	Name Team	TFZ 1	TFZ 2	TFZ 3	Time	Gap	AVS
*	DNS	119	 BEL	Maxime Dony <i>G-Skin / Scott MTB Team</i>						
*	DNS	142	 BEL	Nicolas Van Roy <i>Goude pistons</i>						
*	DNS	148	 NED	Miel Storms <i>Watersley Race & Development Cycling Team</i>						
*	DNS	173	 GER	Constantin Kolb <i>Stenger-Bike-Team / VC Darmstadt 1899</i>						

	Bib	UCI Id	Nat.	Name		TFZ 1	TFZ 2	TFZ 3	Time	Gap	AVS
				Team							
Elite Women											
	1.	12	10007852132	 CAN	Haley Smith <i>MAXXIS FACTORY RACING</i>	1:04:12 (3.)	1:59:46 (3.)	3:11:10 (2.)	4:10:17	---	19.1 km/h
	2.	1	10056144489	 GER	Bettina Janas <i>SPORTOGRAF.COM</i>	1:04:12 (2.)	1:59:44 (1.)	3:11:09 (1.)	4:12:08	+ 00:01:51	19.0 km/h
	3.	3	10007430786	 RSA	Amy Wakefield <i>e-Fort / Freewheel Cycology</i>	1:04:13 (4.)	1:59:46 (2.)	3:13:42 (3.)	4:13:55	+ 00:03:37	18.9 km/h
	4.	5	10003289694	 BEL	Joyce Vanderbeken <i>Bike Advice Cycling Team</i>	1:08:34 (6.)	2:08:16 (6.)	3:24:28 (5.)	4:27:57	+ 00:17:39	17.9 km/h
	5.	7	10048897074	 AUT	Cornelia Holland <i>Naturfreunde Wilhelmsburg</i>	1:03:01 (1.)	2:01:01 (4.)	3:20:52 (4.)	4:31:46	+ 00:21:29	17.6 km/h
	6.	4	10023392643	 NED	Elodie Kuijper <i>Specialized</i>	1:04:14 (5.)	2:05:57 (5.)	3:31:14 (6.)	4:44:24	+ 00:34:07	16.8 km/h
	7.	11	10084540938	 BEL	Helena Plasschaert	1:11:51 (8.)	2:15:11 (7.)	3:38:45 (7.)	4:49:52	+ 00:39:35	16.5 km/h
	8.	8	10010611780	 BEL	Suzanne Verhoeven <i>De Ceuster - Bonache Cycling Team</i>	1:11:46 (7.)	2:15:38 (8.)	3:42:23 (8.)	4:54:03	+ 00:43:45	16.3 km/h
	9.	14	10099575938	 GER	Chiara Frigge <i>Team Burn Baby/DJK RS Grafenschaft</i>	1:16:02 (9.)	2:28:54 (9.)	4:05:02 (9.)	5:29:18	+ 01:19:00	14.5 km/h
	10.	9	10011070714	 GER	Kristin Endres <i>GGEW Racing Team</i>	1:24:13 (10.)	2:37:37 (10.)	4:25:22 (10.)	5:51:43	+ 01:41:26	13.6 km/h
	11.	10	10036250702	 GBR	Pepe Phillips <i>DI:RT 26</i>	1:31:07 (11.)	2:54:22 (11.)	4:46:27 (11.)	6:14:14	+ 02:03:57	12.8 km/h